



Intelligent Fund Management, LLC

Progress Report

Jan 14, 2024



OmniFunds 3.0 Alpha Completed

Prior Updates

- Multiple Portfolio Support.
- Validation of the Holstius Spreadsheet
- Exits Added to Portfolios (ATM Upgraded)

This Update

- Added the ability to Archive Portfolios for Speed
- User Interface to Create Multi-Portfolio OmniFunds
- Added Byrne's Earnings Portfolio
- Aggressive & Conservative OmniFunds were created

Discuss:

- OmniFund Performance
- Next Steps

OmniFunds 3.0 Site

omnifunds

How it Works About Us Products FAQ Blog Explore Lab My Omnifunds

Logout Haskell Downs

hide

EXPLORE OMNIFUNDS

Aggressive
Avg Annual Growth: 39.59% | YTD: -3.21%

Conservative
Avg Annual Growth: 26.29% | YTD: 1.07%

Historical Performance: Conservative

Invested Amount: **\$100,000**

Compare

- U.S. Stocks
- U.S. Bonds
- U.S. Robos

○ 1 Month ○ 3 Months ○ 6 Months ○ 1 Year ○ 5 Year ● All

Log Scale

Avg Annual Growth	YTD Growth	Avg. Ann. MDD
▲ 26.29%	▲ 1.07%	6.52%

SAVE

About "Conservative"

Retirement 2

Archives

We added the ability to archive Portfolios so those that are not being used won't slow down the System.

The screenshot shows the OmniFunds Lab interface. At the top, there is a navigation bar with the OmniFunds logo and links for 'How it Works', 'About Us', 'Products', 'FAQ', 'Blog', 'Explore', 'Lab', and 'My Omnifunds'. A 'Logout' button and the user name 'OmniFunds1' are in the top right. Below the navigation bar, there are tabs for 'OmniFunds', 'Portfolios', 'Library', and 'Experiments'. A 'New !!!! Tutorial' button is visible. The main content area is titled 'OmniFunds Lab' and contains a table of OmniFunds. The table has columns for 'ID', 'Public', 'Owner', 'OmniFund', 'CAR', 'Return', 'MDD', 'Avg MDD', 'Last Updated', 'Arc', and 'actions'. The 'Show:' filter is set to 'Active', and a red arrow points to this filter with the text 'Showing Active OmniFunds'. Below the table, there is an 'Add OmniFund' button. At the bottom, there is a 'Portfolios' section with a table of portfolios.

ID	Public	Owner	OmniFund	CAR	Return	MDD	Avg MDD	Last Updated	Arc	actions
5998	Yes	OmniFunds1	Aggressive					1/13/2024 8:04:30 PM	14 seconds	calculate
5994	Yes	OmniFunds1	Conservative					1/14/2024 3:25:40 PM	1 minute	calculate

ID	Public	Owner	OmniFund	CAR	Return	MDD	Avg MDD	actions
5978	No	OmniFunds1	Nirvana 27	32.0%	19619.3%	14.2%	7.1%	
5985	No	OmniFunds1	Nirvana 28	29.8%	14288.7%	9.6%	6.2%	
5986	No	OmniFunds1	Nirvana 30	22.6%	4751.9%	8.0%	5.2%	

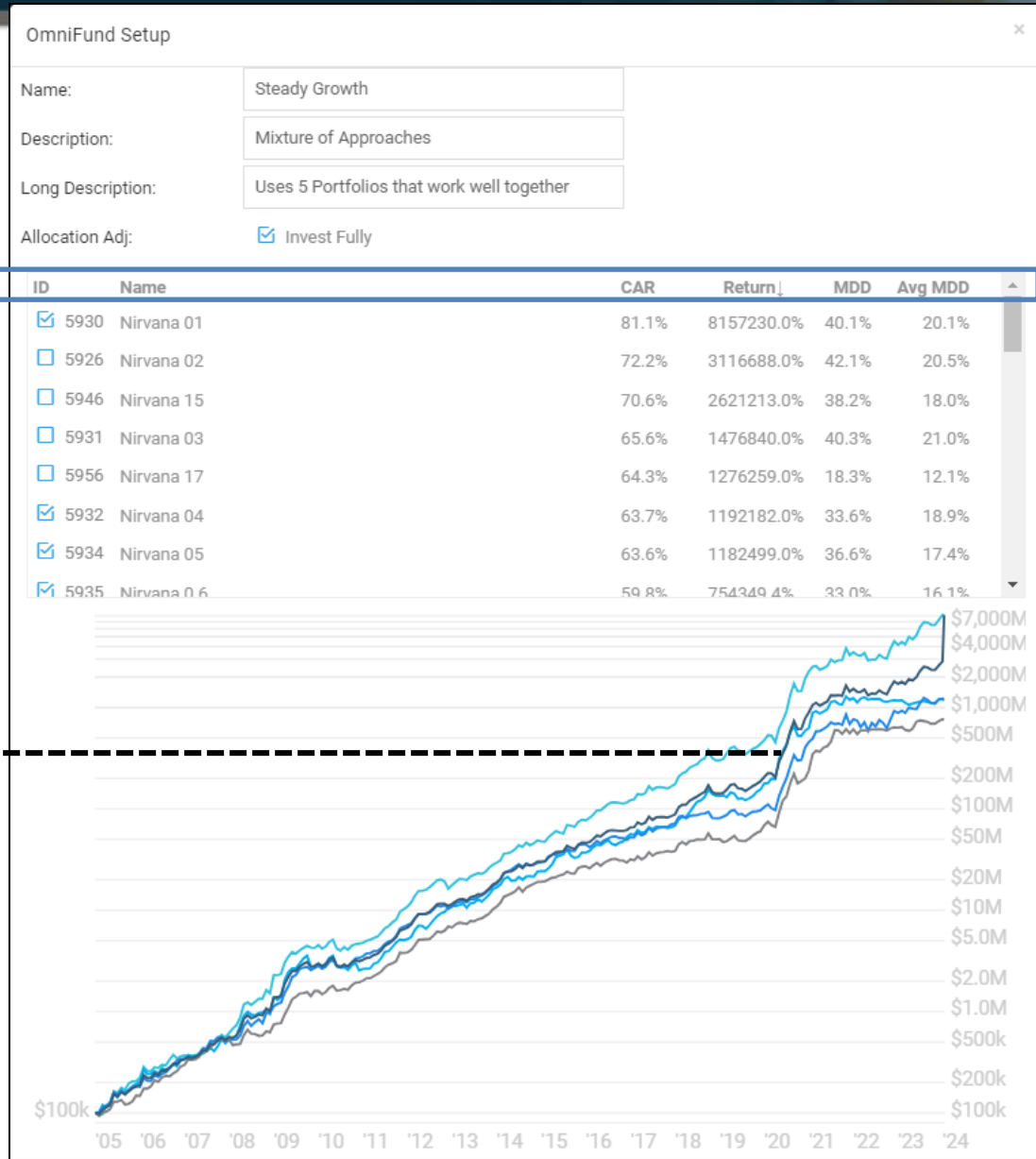
Creating an OmniFund

Description

Sort on columns

Select Multiple Portfolios

Composite Curve (black)

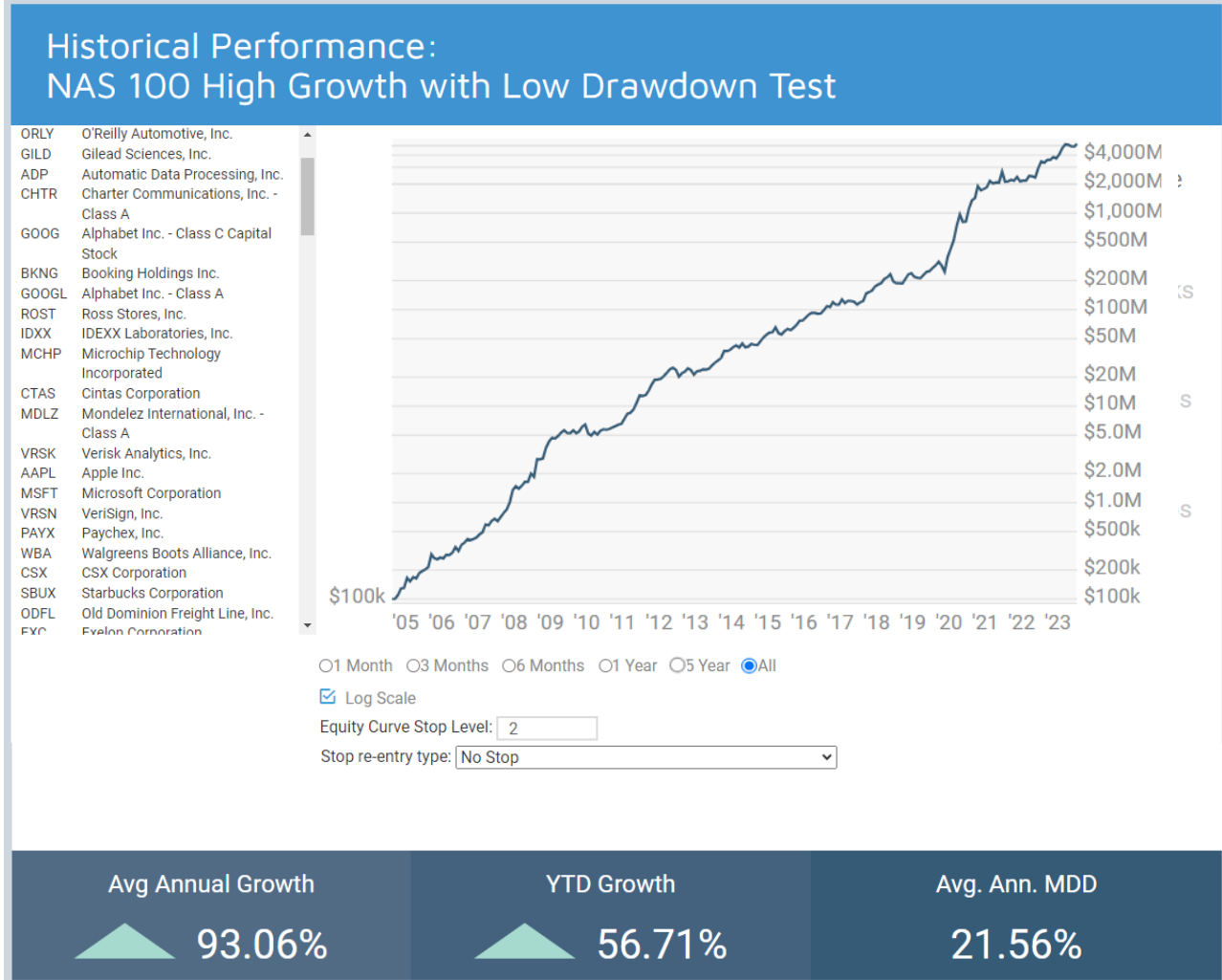


“Earnings Growth” by Steve Byrne

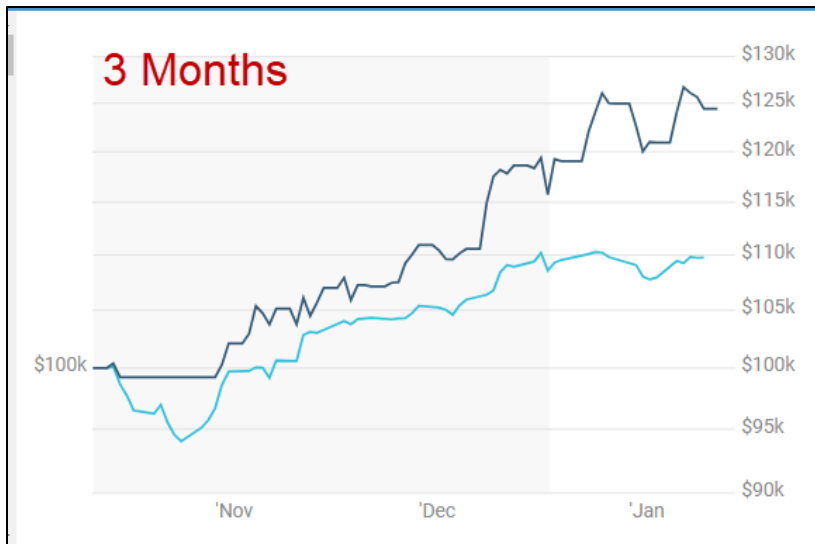
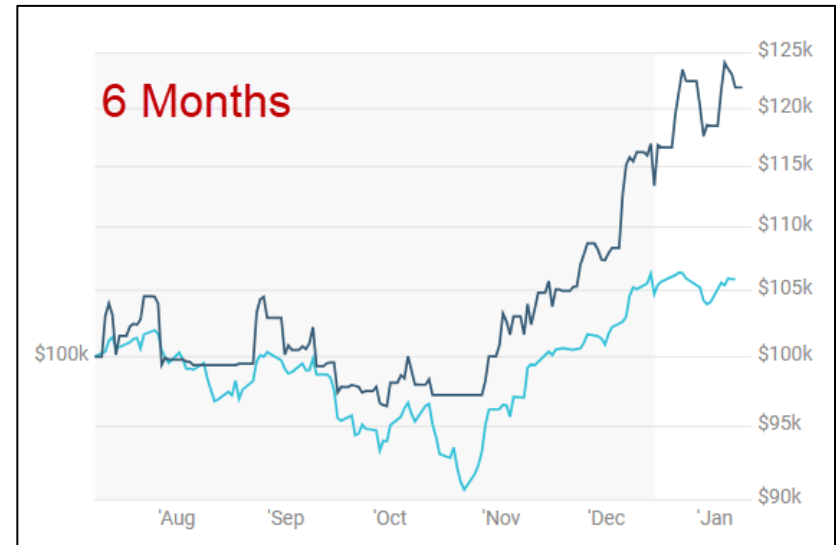
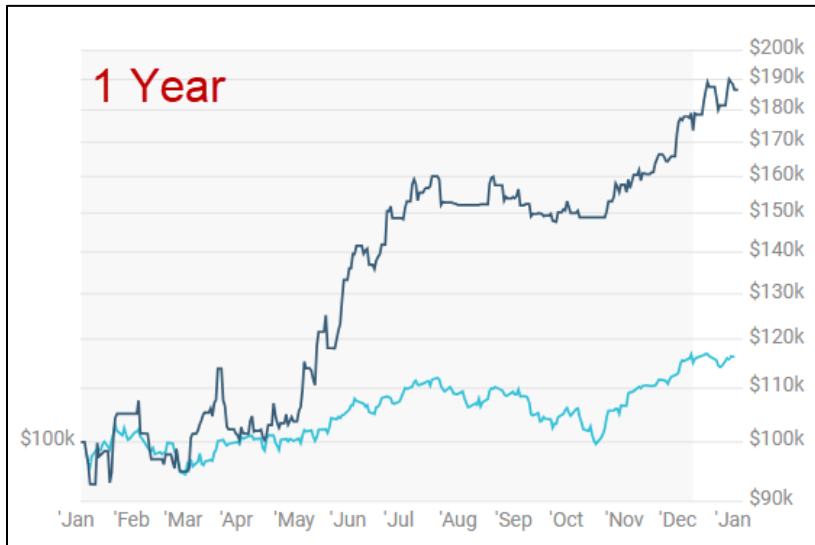


IFM Investor Steve Byrne created this Portfolio using a “Growth Since Earnings” approach.

Steve has graciously agreed to share it with all OmniFunds users.



Consistent Across Time

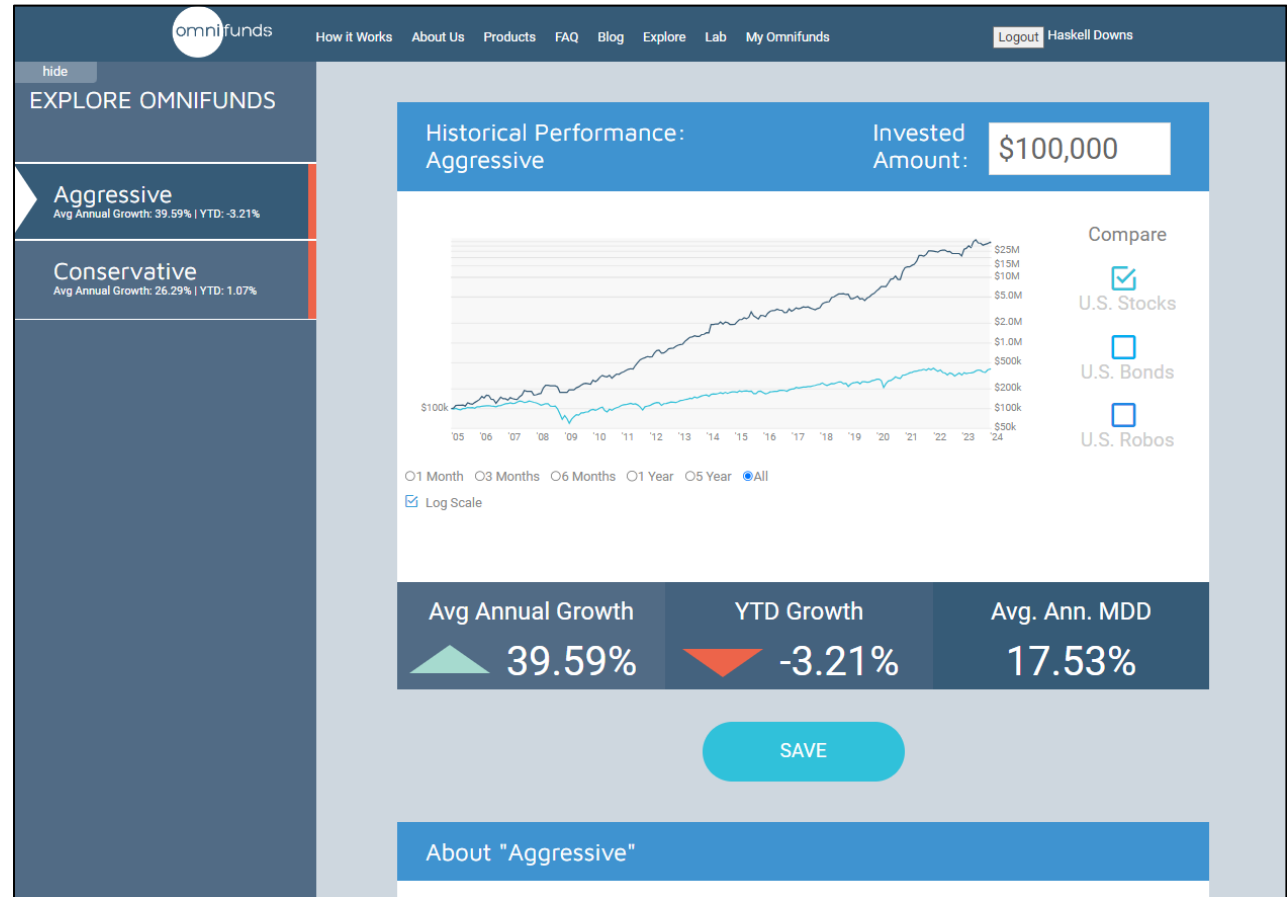


OmniFunds 3.0 Site

We have deployed 2 Omnifunds, each created by combining 3 Portfolios.

Aggressive:
Portfolios with high Rates of Return.

Conservative:
Portfolios with low Average Max Draw Downs



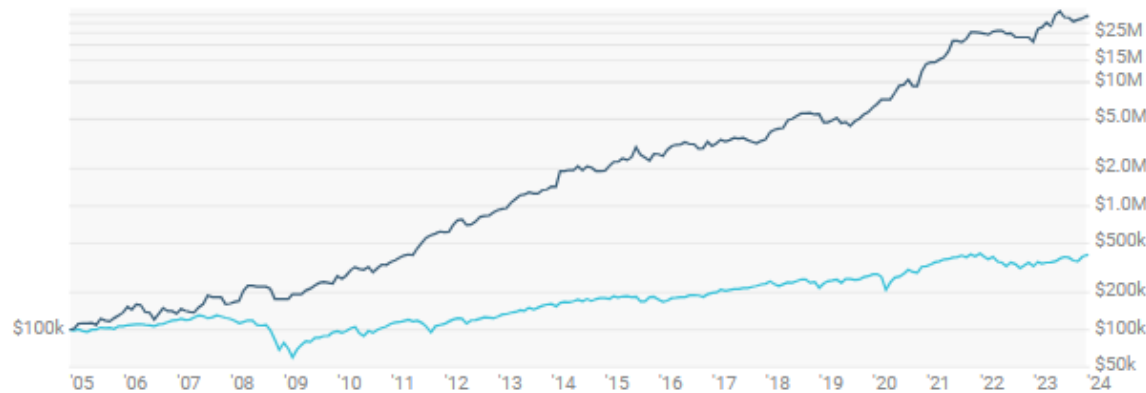
First Multi-Portfolio OmniFunds

Aggressive

Historical Performance:
Aggressive

Invested
Amount:

\$100,000



Compare



U.S. Stocks



U.S. Bonds



U.S. Robos

1 Month 3 Months 6 Months 1 Year 5 Year All

Log Scale

Avg Annual Growth



39.59%

YTD Growth



-3.21%

Avg. Ann. MDD

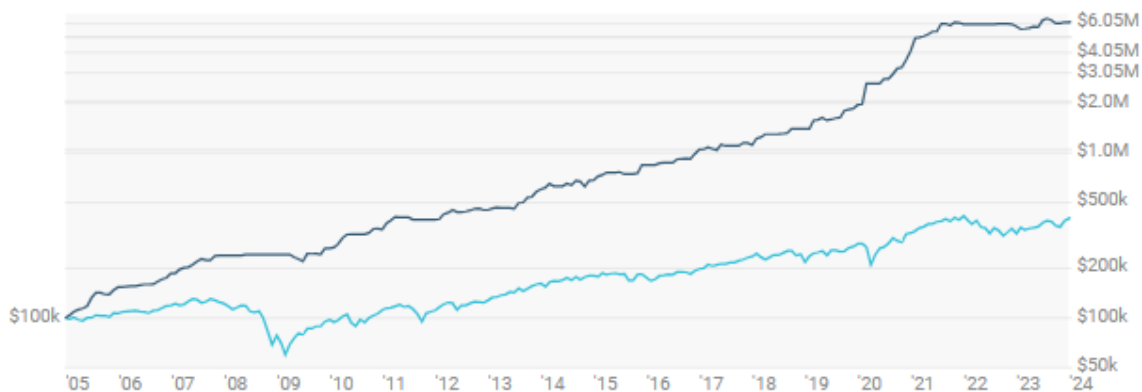
17.53%

Conservative

Historical Performance:
Conservative

Invested
Amount:

\$100,000



Compare



U.S. Stocks



U.S. Bonds



U.S. Robos

1 Month 3 Months 6 Months 1 Year 5 Year All

Log Scale

Avg Annual Growth



26.29%

YTD Growth



1.07%

Avg. Ann. MDD

6.52%

The Problem



Low Trade Count, Higher Volatility Causing Lower Performance

Using OmniLanguage Assets

About 98% of our OmniFunds switch using **simple indicators** like RSI or TRII.

Steve Byrne uploaded **Custom OmniLanguage Indicators** he created into OmniFunds.

More complex indicators can manage risk better than a switching approach that is based on simple indicators.

Sector

Symbols: AAPL, ADBE, ADI, ADP, AEP, AMGN, ANSS, ASML, ATVI, AVGO, AZN, BKNG, CDNS, CHTR, CMCSA

Filter: IndDrawdownPerc()->4

Exit:


Rank: MOM(8)

MarketState:

Max Concurrent Positions: 1

Max Allocation: 50

Uploaded OmniLanguage Indicator



Upload

Editing: OmniFunds

Systems: TABL-S

Vote: Any Ignore Conflict

Filter: OmniFilter

TradePlans: Based on: Default

OmniTrader 2023

OmniFunds Strategy Settings

Strategy name: OmniFunds

Select the OmniLanguage code to upload

- OF_MarketState1
- OF_Ranker1
- OmniFilter
- PressureStep1Measurement
- PressureStep2UsingAllSymbols
- PressureStep2UsingSP50
- PressureStep3CoralOfAllSymbols
- PressureStep3CoralOfSP50
- PressureStep4AllSymbolsPlot
- PressureStep4SP50Plot
- QLIDF
- QT8
- QTBLXY
- QTBW
- QTBW2
- QTBLK
- QTBLP
- QTBLU
- QTBLV
- RangeBreak
- RangeBreak.NG
- RelMove
- RemoveGaps
- ReingPeriod

Only Show Used OmniLanguage Code

OK Cancel

Zoom In Zoom Out Upload To OmniFunds... Upload To OmniVest... Share... Reports Save As Cancel OK

Better Portfolios for Switching

- Being able to switch between Portfolios based on performance is a big improvement.
- We just need **Better Portfolios**.
- Portfolios like Steve Byrne's Earnings Growth.

How can we get the best possible Portfolios on the platform without having to create sophisticated OmniLanguage indicators?

Do we already have something more powerful?

Server Strategies

The screenshot displays the OmniView software interface, which is divided into several sections:

- Market View:** A table showing market indices and sectors. All values are 0.00, indicating no change.
- Daily Signals:** A promotional banner for "OmniTrader 2024 and The Impulse Suite" with a "Shop Now" button.
- Top Strategies:** A table listing trading strategies with their performance metrics. A red box highlights this section, and a red arrow points to it from below.
- Nirvana Blog:** A promotional banner for NirvanaSystems with a "Shop Now" button.
- Stay Connected:** Contact information for NirvanaSystems, including phone, email, and Facebook links.
- Footer:** Navigation links for Products, Education, Help and Resources, and Quick Start Videos.

Name	Last Change	%
NASDAQ C	\$14972.76	0.00 0.0%
DJ 30 INDU:	\$37592.98	0.00 0.0%
S&P 500 INT	\$4766.80	0.00 0.0%

Sector	Last Change	%
Oil	\$68.02	0.00 0.0%
Materials	\$83.45	0.00 0.0%
Energy	\$82.68	0.00 0.0%
Financial	\$37.60	0.00 0.0%
Industrials	\$112.11	0.00 0.0%
Technology	\$192.24	0.00 0.0%
Consumers	\$72.80	0.00 0.0%
Real Estate	\$39.54	0.00 0.0%
Utilities	\$63.32	0.00 0.0%
Healthcare	\$140.52	0.00 0.0%

Strategy	Hit Rate	PPT	NT
WT3 Short Terr	76%	0.6%	190
FibTrader Exter	76%	0.2%	37
TLB2 RSI (Long	74%	0.0%	72
DTM Daily Swir	66%	0.4%	257
Darvas Nirvana	65%	0.2%	533

* Market Statistics Delayed up to 20 Minutes

Products: Visualtrader, Plug-ins, Advanced Strategies, Data Solutions, OmniVest, OmniFunds

Education: SignalWatch, OmniTrader University, Books, Seminars, Glossary, Webinars

Help and Resources: Support, Contact Us, Resellers, Directors, OmniTrader Updater, OT Help Center

Quick Start Videos: Upgrade 2023, OmniTrader Overview, Charting, To Do List, Exploring the Focus List, How to Place a trade

Facebook: /NirvanaSystemsInc

Show OmniView at Startup Close

As Seen in OmniView

Importing Strategies into OmniFunds

The Advantages of Strategies:

- We have built many over time. Ready to Deploy.
- OmniTrader makes it easy to develop New Strategies.
- Better control over all aspects of Signal and Exit Generation
- Better List Control: It is possible to use the Dynamic List Concept.
- Easier Integration of our Nirvana A.I. into the platform.

Portfolios Lab

Mine All Owners Nirvana Published Show: Active Archived All

ID	Owner	OmniFund†	CAR	Return	MDD	Avg MDD
5935	OmniFunds2	Nirvana 0 6	59.8%	754349.4%	33.0%	16.1%
5930	OmniFunds2	Nirvana 01	81.1%	8157230.0%	40.1%	20.1%
5926	OmniFunds2	Nirvana 02	72.2%	3116688.0%	42.1%	20.5%
5931	OmniFunds2	Nirvana 03	65.6%	1476840.0%	40.3%	21.0%
5932	OmniFunds2	Nirvana 04	63.7%	1192182.0%	33.6%	18.9%

Add Portfolio

Import Strategy

To Do List

Actions Strategies Test Settings DSS Server Signals

Strategy Type
 Market Reversals Standard Exits Both

Strategy Optimization
 Optimized Non-optimized Both

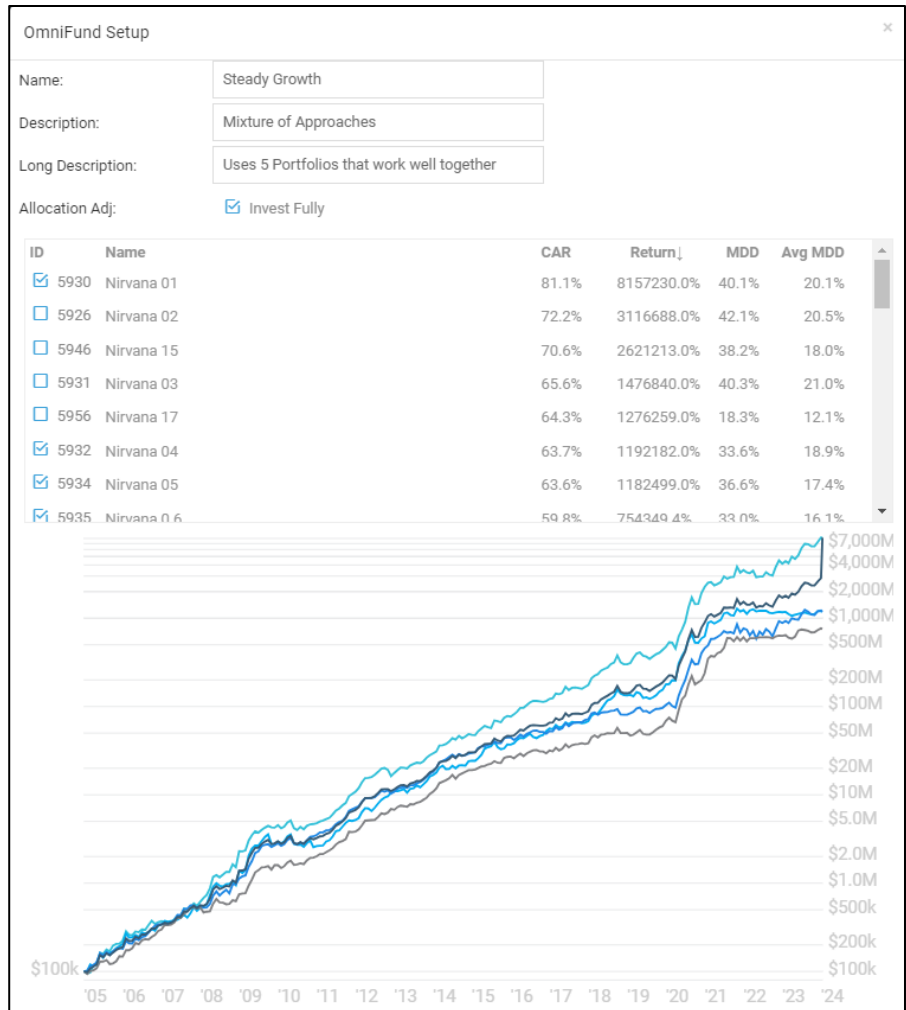
Mechanical

Enabled	Strategy	Timeframe	Type	Optimized
<input type="checkbox"/>	Gann Breakthrough	ALL	SE	
<input type="checkbox"/>	Gann Hi Lo Activator	ALL	SE	
<input type="checkbox"/>	Gann Market Swing	ALL	SE	
<input type="checkbox"/>	Gann Master Combo	ALL	SE	
<input type="checkbox"/>	HRS Breakout	ALL	SE	
<input type="checkbox"/>	HRS PullBack	ALL	SE	
<input type="checkbox"/>	HRS Reversal	ALL	SE	
<input type="checkbox"/>	HRS Trend	ALL	SE	
<input type="checkbox"/>	iMACD Breakout RT	ALL	SE	

Next Steps

We will release the Alpha soon, so folks in our group can work with the new platform.

We will report on the use of OmniTrader Strategies in OmniFunds Portfolios the week of Jan 15.





OmniFunds

Because Returns Matter.





OmniFunds

